

IZ-CAT-04 Rev.01(02/22)

ZENEX MULTI R-System

ZENEX MULTI R-System

ZENEX MULTI R-System

HQ & Factory
1, 2Dong, 26-32, Suworam 4-gil, Seotan-myeon, Pyeongtaek-si, Gyeonggi-do,
Republic of Korea

Sales Office
#1013, #1014 Central-Tower II, 158, Magokseo-ro, Gangseo-gu, Seoul,
Republic of Korea
Tel. +82-31-662-0657 (HQ)
+82-2-3664-3666 (Sales)
Fax. +82-31-662-0658

Izenimplant Co.,Ltd.
www.izenimplant.com


IZEN
I M P L A N T

IZEN

IZEN
I M P L A N T

Z E N E X I M P L A N T S Y S T E M

020 ZENEX MULTI R-System

A hand wearing a white surgical glove is holding a dental implant. The implant has a threaded, cylindrical top and a wider, flared base. The background is a light blue gradient with diagonal lines.

IZEN Implant, innovative technology in pursuit of **bright smile**

Established in 2016 by developers and researchers who have spent more than 20 years on research and development in dental implants, IZEN Implant have working on developing innovative products to provide the best result to patients. We will continue to grow into a company that meets customers' needs with safe and excellent products made of trust and continuous research and development.

IZEN Implant provides more convenient, stable, and optimized implant system by building product line-up with high-end technology of ZENEX MULTI and ZENEX PLUS.

Certification



History & Global Network



2016. 03

Foundation of IZEN Implant

2016. 06

Acquisition of manufacturing licenses for medical devices
Report medical device items
(Screw driver for dental implant surgery)

2016. 12

Patent registration
(Driver holder and driver apparatus for dental engineering, No. 10-1684959)

2017. 03

Patent registration
(Driver holder for dental apparatus, No. 10-1714533, No. 10-1714541)

2018. 08

Venture Business Certificate
(No. 20180110278)

2018. 09

Foundation of Corporate
Affiliated Research Institute (No. 2018114470)

2019. 06

Acquisition of small businesses
technology development project
(Development of Dental implant abutments and scan body for dental digital system)

2019.12

Patent registration
(Abutment and dental implant, No. 10-2062575)



IZEN

IMPLANT

Your companion armed with active
and flexible ideas for your satisfaction.

2017. 09

Registration of medical devices
(Apparatus for dental implant
surgery)

2018. 03

Certification of medical
device items compliance with
manufacturing and quality
control standards (KGMP)

2018. 04

Medical Device Item Certification
(Dental implant abutments)

2018. 07

Acquisition of ISO 9001 : 2015

2020. 01

Medical Device Item
Certification
(Orthodontic Screw)

2020. 12

Medical Device Item
Certification
(Dental implant abutments)

2021. 01

Patent registration
(Implant Lab Analog,
No. 10-2209274)

2021.05

Acquisition of ISO13485:
2016 & CE MDD

MANUFACTURE

Manufacturing



Materials

Fixture and Abutment of Zenex Multi & Zenex Plus Implant System are produced by titanium which is certified by ASTM.



Manufacture by CNC Machine

In order to product Fixture and Abutment of Zenex Multi & Zenex Plus Implant System, the raw materials are manufactured by CNC Machine.



Manufacture of Half-Finished product

Fixture and Abutment of Zenex Multi & Zenex Plus Implant System are manufactured as a Half-Finished product based on a design of each product.



Sand Blasting

In case of Fixture, the roughness of surface is increased physically by blasting Alumina Powder for osseointegration through getting a wide SLA surface.



Etching

In case of Fixture, the roughness of surface is widen by chemical corrosion. After a SLA surface treatment, the surface inspection is done whether any residual acid is on the fixture.



TiN Coating

For classifying product and aesthetic impression, the electronic-chemical methods are used artificially for TiN coating as a gold color. Applied for some kinds of Abutments.



Cleaning

Final cleaning for a perfect removal of pollutant is proceeded in the Clean Room. After final cleaning, the inspection will be taken place.



Packing

After cleaning products, the packing is done in the clean room. The packing is proceeded by automatic system without any foreign pollution.



Sterilization

For some products, it is sterilized by the short-wavelength of gamma radiation. It is possible to check the sterilization through a color of sticker on the package changed by a gamma radiation. Applied product: Fixture, Fixture Cover Screw, Healing Abutment & Multi Abutment Healing Cap

Quality Management



After manufacturing product (fixture), Dimension of product is tested by non-contact visual microscope to measure precise dimension.




Our products are tested by fixation force and screw loosening for providing a stable products.



For providing the strength of product and a long-term safety, a fatigue test is done by measuring a mechanical force. Based on ISO14801:2016, the test is taken place.



In order to maintain a stable roughness of SLA Implant surface, the roughness of surface is tested in each lot.



We observe the fixture and abutment is connected internally without any problem before the shipment.

ZENEX MULTI R-System Contents

ZENEX MULTI
R-System Fixture
020



Cover
Screw
023



Healing
Abutment
024



Temporary
Abutment
028



Cemented
Abutment
029



Angled
Abutment
031



FreeMilling
Abutment
034



CCM Cast
Abutment
036



Pick-Up
Impression
Coping
037



Transfer
Impression
Coping
039



Fixture Lab
Analog
041



Multi Straight
Abutment
044



Multi Angled
Abutment
045



Multi Temporary
Cylinder
046



Multi CCM
Cast Cylinder
046



Multi Plastic
Cast Cylinder
047



Multi Ti Link
Cylinder
047



Multi Pick-Up
Impression
Coping
048



Multi Transfer
Impression
Coping
048



Multi
Lab Analog
049



Multi
Healing Cap
049



Multi
ScanBody
050



Multi Straight
Abutment Driver
050



Ball
Abutment
054



Ball Abutment
Cap Set
055



Ball Abutment
Retainer Set
055



Ball Abutment
O-ring Set
056



Ball Abutment
Lab Analog
056



Ball Abutment
Driver
057



Kerator
Abutment
058



Kerator Angled
Abutment
059



Kerator
CDPH Set
060



Kerator
Male Cap
060



Kerator
Magic Tool
061



Kerator
Torque Tip
061



Kerator
Impression
Coping
062



Kerator Lab
Analog
062



ScanBody
066



Ti Link
Abutment
067



Ti Blank
Abutment
068



Kit Contents

ZENEX
SURGERY KIT
134



Guide
Drill
136



Lindemann
Drill
136



Drill
Extension
137



Twist
Drill
137



Step
Drill
138



Drill
Stopper
139



Cortical
Drill
139



Direction
Pin
140



Parallel
Pin
141



Fixture
Driver
141



1.2 Hex
Driver
143



Torque
Wrench
143



Depth
Gauge
144



Steel
Bowl
144



ZENEX
SIMPLE KIT
150



Guide
Drill
152



Lindemann
Drill
152



Drill
Extension
153



Twist
Drill
153



Drill
Stopper
154



Cortical
Drill
154



Direction
Pin
155



Parallel
Pin
155



Fixture
Driver
156



1.2 Hex
Driver
156



Torque
Wrench
157



Depth
Gauge
157



ZENEX EASY
SURGERY KIT
162



Guide
Drill
164



Lindemann
Drill
164



Drill
Extension
165



Step
Drill
165



Cortical
Drill
167



Direction
Pin
167



Parallel
Pin
168



IZEN
I M P L A N T

Fixture
Driver
168



1.2 Hex
Driver
170



Torque
Wrench
170



Depth
Gauge
171



Steel
Bowl
171



Tissue
Punch
176



Trephine
Drill
176



Bone
Profiler
177



ZENEX
SUPERWIDE KIT
178



Guide
Drill
180



Lindemann
Drill
180



Drill
Extension
181



Kit Contents

Step
Drill
181



Cortical
Drill
182



Direction
Pin
182



Parallel
Pin
183



Fixture
Driver
183



1.2 Hex
Driver
185



Torque
Wrench
185



Depth
Gauge
186



ZENEX
PROSTHETIC
KIT
188



1.2 Hex
Driver
190



1.2 Hex Machine
Screw Driver
190



Abutment
Remover
191



Finger Driver
for Driver Shaft
191



Ball Abutment
Driver
192



Multi Straight
Abutment Driver
192



Torque
Wrench
193



Kerator
Magic Tool
193



Kerator
Torque Tip
194



IZEN
I M P L A N T

IZEN

I M P L A N T

IZEN

I M P L A N T

**ZENEX MULTI
R-System**

ZENEX MULTI R-System

COMPOSITION

020 ZENEX MULTI R-System Fixture

023 Cover Screw

024 Healing Abutment

027 PROSTHETIC FLOW CHART I

028 Temporary Abutment

029 Cemented Abutment

031 Angled Abutment

034 FreeMilling Abutment

036 CCM Cast Abutment

037 Pick-Up Impression Coping

039 Transfer Impression Coping

041 Fixture Lab Analog

043 PROSTHETIC FLOW CHART II

044 Multi Straight Abutment

045 Multi Angled Abutment

046 Components of Multi Abutment

053 PROSTHETIC FLOW CHART III

054 Ball Abutment

055 Components of Ball Abutment

058 Kerator Abutment

059 Kerator Angled Abutment

060 Components of Kerator Abutment

065 PROSTHETIC FLOW CHART IV

066 ScanBody

067 Ti Link Abutment

068 Ti Blank Abutment

ZENEX MULTI R-System

- Design features

- Designed for various types of bone



ZENEX MULTI Implant

Surface features

SEM MAG:30X

SLA surface
(Al_2O_3 powder Sand-blast and Acid Etched)

- SLA surface for presenting ideal surface shape
- Surface Roughness $\text{Ra } 2.0\sim 3.0 \mu\text{m}$
- Safe surface with no residual acid
- Safer than other implants
(Proved by ICP/IC Analysis)

SEM MAG:5000X

ZENEX MULTI Fixture R - System

Internal 5° tapered submerged type implant

SLA surface implant

Tapered design to secure initial stability

Double thread design for securing width of internal connection and easy insertion

Possible to secure primary stability on apex of fixture by realizing wide apical diameter.

Recommended torque for implant placement: Less than 40Ncm

For Wide Fixture (Ø 6.0, Ø 7.0)





- Wide fixture with single thread for easy implant placement.
- 6mm length fixture enables to use in lower alveolar bone
- Radial shaped on upper part of fixture enables to be used for wide hole such as extraction socket

* Recommend to use fixture bigger than Ø4.5 mm for single case in posterior area

Cover Screw not included in the Fixture package.

020 ZENEX
MULTI





Special Options

Mini
Ø3.5
(mm)




ZMRM3515

R
Ø4.0
(mm)




ZMRR4015

R
Ø4.5
(mm)




ZMRR4515

W
Ø5.0
(mm)



ZMRW5006 ZMRW5015

W
Ø5.5
(mm)



ZMRW5506 ZMRW5515

Cover Screw

Select appropriate fixture height upon depth of implant placement.
Select specification fits for fixture connection.

Tighten with 1.2 Hex Driver by hand
Recommended tightening torque: 5~8Ncm

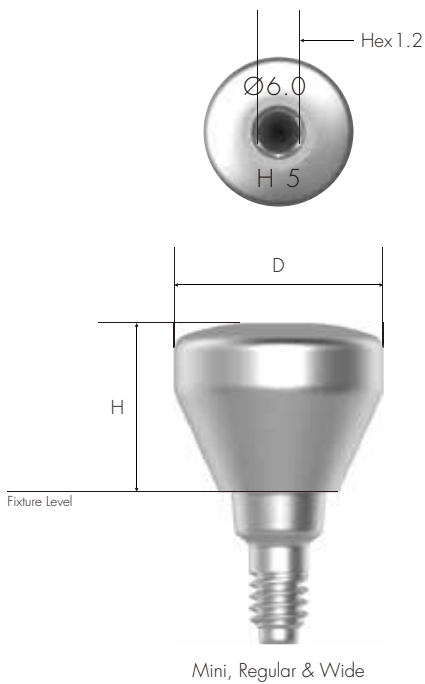
M/R/W






Healing Abutment

Use Healing Abutment fits for the diameter of abutment.
Use specification fits for fixture connection.




Tighten with 1.2 Hex Driver by hand
Recommended tightening torque: 5~8Ncm



M/R/W

H (mm)	3.0	4.0	5.0
			
D (mm)			
$\varnothing 4.0$	HARR403	HARR404	HARR405
$\varnothing 5.0$	HARR503	HARR504	HARR505
$\varnothing 6.0$	HARR603	HARR604	HARR605
$\varnothing 7.0$	HARR703	HARR704	HARR705
$\varnothing 8.0$	HARR803	HARR804	HARR805
$\varnothing 9.0$	HARR903	HARR904	HARR905

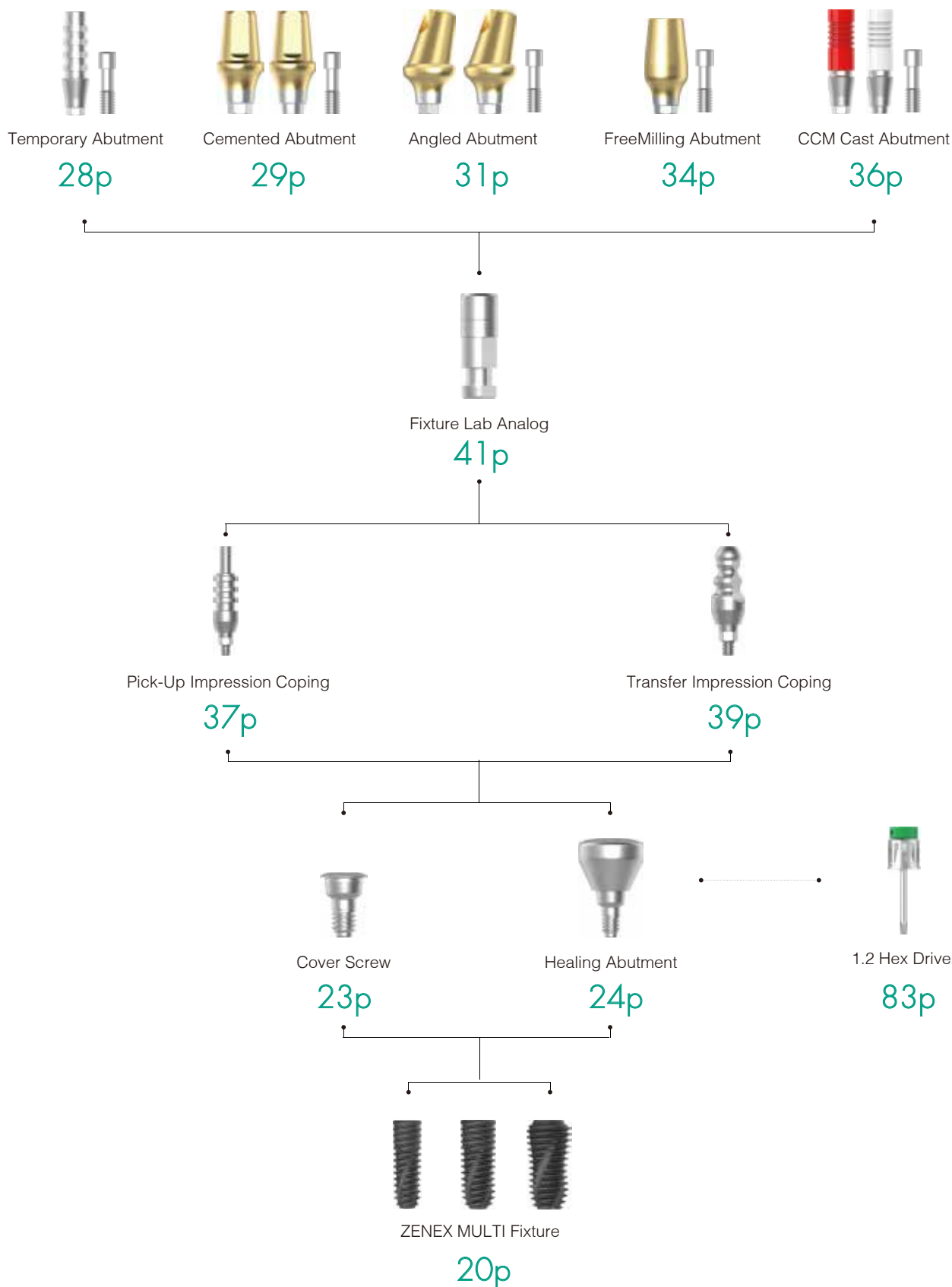
M/R/W

H (mm)	6.0	7.0	9.0
			
D (mm)			
Ø4.0	HARR406	HARR407	HARR409
Ø5.0	HARR506	HARR507	HARR509
Ø6.0	HARR606	HARR607	HARR609
Ø7.0	HARR706	HARR707	HARR709
Ø8.0	HARR806	HARR807	

IZEN

I M P L A N T

Prosthetic Flow Chart I

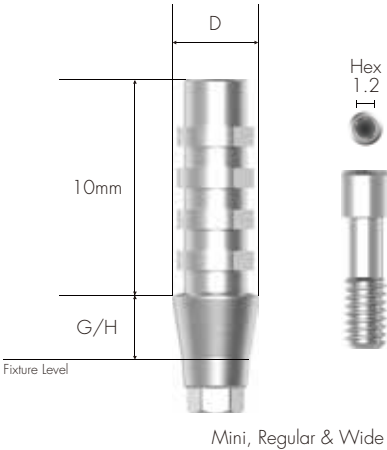


Temporary Abutment

Abutment for manufacturing Screw-retained type temporary prosthesis
Select specification fits for fixture connection
Fixture Level Impression

Tighten with 1.2 Hex Driver
Recommended tightening torque: 20Ncm

To order as a set as 'Abutment + Abutment Screw'
: Product Code + S (ex: TARRH4010S)



M/R/W
DØ4.0

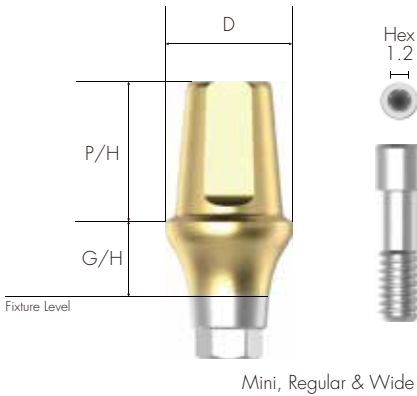
G/H (mm)		1.0		3.0	
		Hex	Non-Hex	Hex	Non-Hex
		TARRH4010	TARRN4010	TARRH4030	TARRN4030

Cemented Abutment

Abutment for manufacturing Cement/Combination-retained type prosthesis
Select specification fits for fixture connection
Customized by grinding (need to be maintained at least 3.0mm of Abutment Length above Fixture Platform)
Fixture Level Impression

Tighten with 1.2 Hex Driver
Recommended tightening torque: 30Ncm

To order as a set as 'Abutment + Abutment Screw'
: Product Code + S (ex: CARRH40205S)



M/R/W
DØ4.0

		G/H (mm)	2.0	3.0	4.0	5.0
Hex		P/H (mm)				
		5.5	CARRH40205	CARRH40305	CARRH40405	CARRH40505
		7.0	CARRH40207	CARRH40307	CARRH40407	CARRH40507
Non-Hex		P/H (mm)				
		5.5	CARRN40205	CARRN40305	CARRN40405	CARRN40505
		7.0	CARRN40207	CARRN40307	CARRN40407	CARRN40507

M/R/W
DØ5.0

		G/H (mm)	2.0	3.0	4.0	5.0
Hex		P/H (mm)				
		5.5	CARRH50205	CARRH50305	CARRH50405	CARRH50505
		7.0	CARRH50207	CARRH50307	CARRH50407	CARRH50507
Non-Hex		P/H (mm)				
		5.5	CARRN50205	CARRN50305	CARRN50405	CARRN50505
		7.0	CARRN50207	CARRN50307	CARRN50407	CARRN50507

M/R/W
DØ6.0

		G/H (mm)	2.0	3.0	4.0	5.0
						
Hex	P/H (mm)					
	5.5		CARRH60205	CARRH60305	CARRH60405	CARRH60505
	7.0		CARRH60207	CARRH60307	CARRH60407	CARRH60507
Non-Hex	5.5		CARRN60205	CARRN60305	CARRN60405	CARRN60505
	7.0		CARRN60207	CARRN60307	CARRN60407	CARRN60507

M/R/W
DØ7.0

		G/H (mm)	2.0	3.0	4.0	5.0
						
Hex	P/H (mm)					
	5.5		CARRH70205	CARRH70305	CARRH70405	CARRH70505
	7.0		CARRH70207	CARRH70307	CARRH70407	CARRH70507
Non-Hex	5.5		CARRN70205	CARRN70305	CARRN70405	CARRN70505
	7.0		CARRN70207	CARRN70307	CARRN70407	CARRN70507

Angled Abutment

Abutment for manufacturing Cement/Combination-retained type prosthesis

Select specification fits for fixture connection.

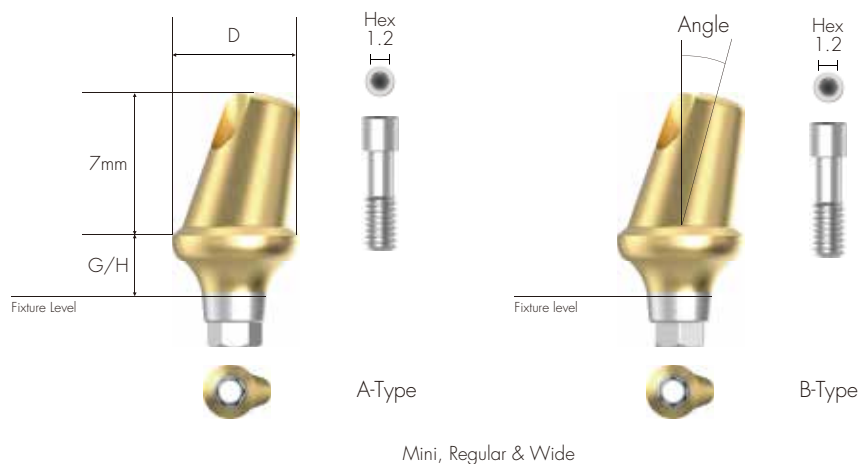
Fixture Level Impression

Can be positioned in 12 directions by selecting A or B type

Tighten with 1.2 Hex Driver

Recommended tightening torque: 30Ncm

To order as a set as 'Abutment + Abutment Screw'
: Product Code + S (ex: AARRA40152S)



M/R/W
DØ4.0

G/H (mm)	2.0	3.0	4.0	5.0
Angle	15°			



A-Type

AARRA40152

AARRA40153

AARRA40154

AARRA40155

B-Type

AARRB40152

AARRB40153

AARRB40154

AARRB40155

M/R/W
DØ5.0

G/H (mm)	2.0	3.0	4.0	5.0
Angle	15°			



A-Type

AARRA50152

AARRA50153

AARRA50154

AARRA50155

B-Type

AARRB50152

AARRB50153

AARRB50154

AARRB50155

031 ZENEX
MULTI

M/R/W
DØ6.0

G/H
(mm) 2.0 3.0 4.0 5.0
Angle 15°



A-Type

AARRA60152

AARRA60153

AARRA60154

AARRA60155

B-Type

AARRB60152

AARRB60153

AARRB60154

AARRB60155

M/R/W
DØ7.0

G/H
(mm) 2.0 3.0 4.0 5.0
Angle 15°



A-Type

AARRA70152

AARRA70153

AARRA70154

AARRA70155

B-Type

AARRB70152

AARRB70153

AARRB70154

AARRB70155

M/R/W
DØ4.0

G/H
(mm) 2.0 3.0 4.0 5.0
Angle 25°



A-Type

AARRA40252

AARRA40253

AARRA40254

AARRA40255

B-Type

AARRB40252

AARRB40253

AARRB40254

AARRB40255

M/R/W
DØ5.0

G/H
(mm) 2.0 3.0 4.0 5.0
Angle 25°



A-Type

AARRA50252

AARRA50253

AARRA50254

AARRA50255

B-Type

AARRB50252

AARRB50253

AARRB50254

AARRB50255

M/R/W
DØ6.0

G/H
(mm) 2.0 3.0 4.0 5.0
Angle 25°



A-Type

AARRA60252

AARRA60253

AARRA60254

AARRA60255

B-Type

AARRB60252

AARRB60253

AARRB60254

AARRB60255

M/R/W
DØ7.0

G/H
(mm) 2.0 3.0 4.0 5.0
Angle 25°



A-Type

AARRA70252

AARRA70253

AARRA70254

AARRA70255

B-Type

AARRB70252

AARRB70253

AARRB70254

AARRB70255

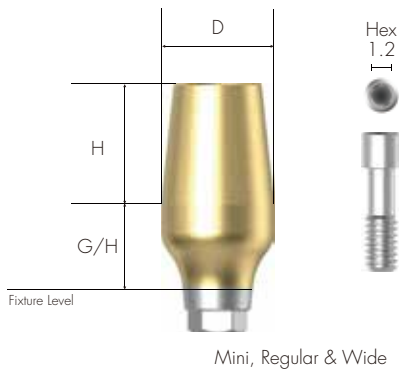
033 ZENEX
MULTI

FreeMilling Abutment

Abutment for manufacturing Cement/Combination-retained type prosthesis
Used when creating free marginal space for Abutment
Select specification fits for fixture Connection
Customized by grinding (need to be maintained at least 3.0mm of Abutment Length above Fixture Platform)
Fixture Level Impression

Tighten with 1.2 Hex Driver
Recommended tightening torque: 30Ncm

To order as a set as 'Abutment + Abutment Screw'
: Product Code + S (ex: FMARRH40209S)



M/R/W

DØ4.0

H: 9.0mm

G/H (mm)	2.0	3.0	4.0	5.0
	Hex	Hex	Hex	Hex
	FMARRH40209	FMARRH40309	FMARRH40409	FMARRH40509

M/R/W

DØ5.0

H: 8.0mm

G/H (mm)	2.0	3.0	4.0	5.0
	Hex	Hex	Hex	Hex
	FMARRH50208	FMARRH50308	FMARRH50408	FMARRH50508

M/R/W
DØ6.0
H: 8.0mm

G/H (mm)	2.0	3.0	4.0	5.0
				
	Hex	Hex	Hex	Hex
	FMARRH60208	FMARRH60308	FMARRH60408	FMARRH60508

M/R/W
DØ7.0
H: 8.0mm

G/H (mm)	2.0	3.0	4.0	5.0
				
	Hex	Hex	Hex	Hex
	FMARRH70208	FMARRH70308	FMARRH70408	FMARRH70508

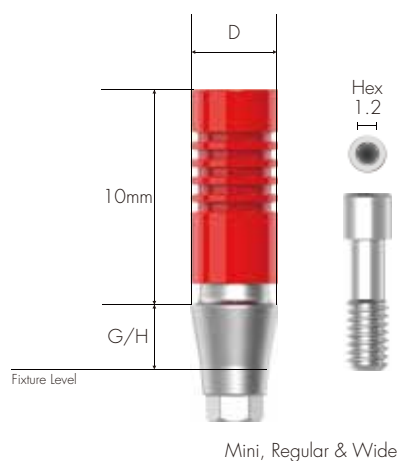
035
ZENEX
MULTI

CCM Cast Abutment





Abutment for manufacturing customized abutment in difficult and complicated cases
 Select specification fits for fixture connection
 Fixture Level Impression
 Casting with non-precious alloy for manufacturing customized prosthesis
 Melting point of CCM : 1,400 ~ 1,550°C

Tighten with 1.2 Hex Driver
 Recommended tightening torque: 30Ncm

To order as a set as 'Abutment + Abutment Screw'
 : Product Code + S (ex: CCARRH4010**S**)



M/R/W
 DØ4.0

G/H (mm)		1.0		3.0	
					
		Hex		Non-Hex	
		CCARRH4010		CCARRN4010	
					
		Hex		Non-Hex	
		CCARRH4030		CCARRN4030	

Pick-Up Impression Coping

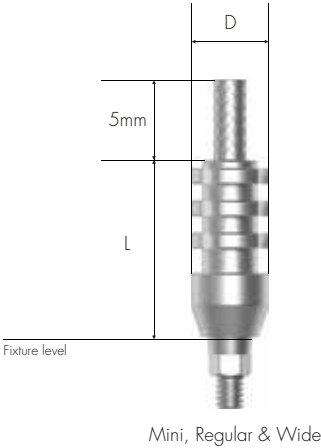
Components for Fixture Level Impression
Open Tray Type
Select specification fits for fixture connection
Enables accurate impression with design of stably fixed in impression material




Tighten with 1.2 Hex Driver by hand

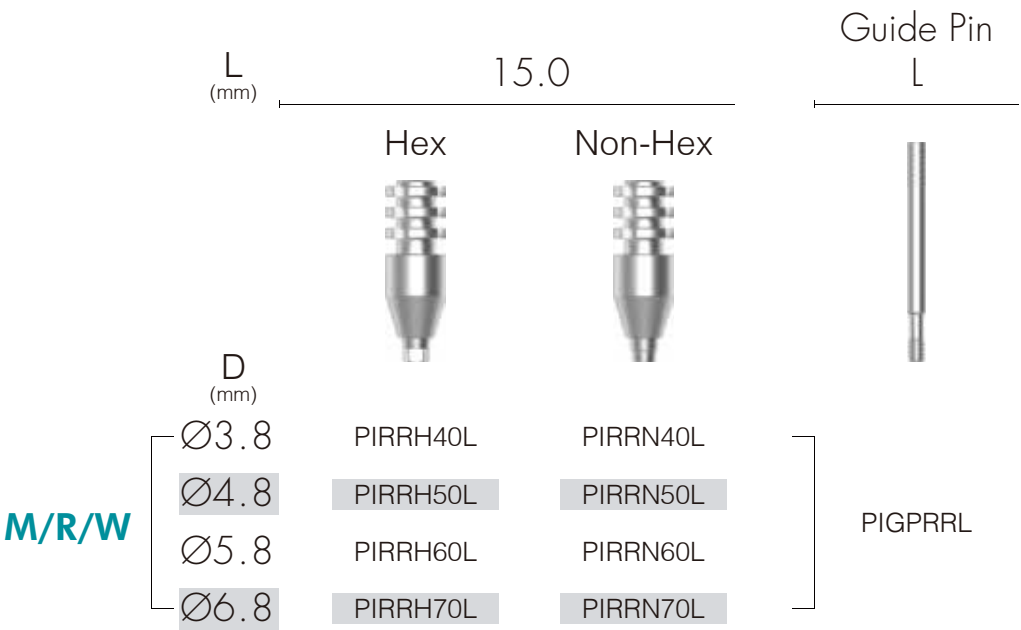
To order as a set as 'Impression Coping Body + Guide Pin'

: [For 11mm Length] Product Code + S (ex: PIRRH40**S**)

[For 15mm Length] Product Code + S (ex: PIRRH40**L**S)



L (mm)		11.0		Guide Pin S	
		Hex	Non-Hex		
					
D (mm)					
M/R/W	Ø3.8	PIRRH40S	PIRRN40S	PIGPRRS	
	Ø4.8	PIRRH50S	PIRRN50S		
	Ø5.8	PIRRH60S	PIRRN60S		
	Ø6.8	PIRRH70S	PIRRN70S		







Transfer Impression Coping

Components for Fixture Level Impression
 Closed Tray Type
 Select specification fits for fixture connection
 Streamlined Shape: Easy to transfer
 Anti-Rotation Grooves accord with Hex of fixture

Tighten with 1.2 Hex Driver by hand

To order as a set as 'Impression Coping Body + Guide Pin'
 : [For 9mm Length] Product Code + S (ex: TIRRH40S)
 [For 13mm Length] Product Code + S (ex: TIRRH40LS)



L (mm)		9.0		Guide Pin S	
		Hex	Non-Hex		
					
D (mm)					
M/R/W	Ø3.8	TIRRH40S	TIRRN40S	TIGPRRS	
	Ø4.8	TIRRH50S	TIRRN50S		
	Ø5.8	TIRRH60S	TIRRN60S		
	Ø6.8	TIRRH70S	TIRRN70S		

M/R/W

L
(mm)

13.0

Guide Pin
L

Hex

Non-Hex



D
(mm)

Ø3.8

TIRRH40L

TIRRN40L

Ø4.8

TIRRH50L

TIRRN50L

Ø5.8

TIRRH60L

TIRRN60L

Ø6.8

TIRRH70L

TIRRN70L

TIGPRRL

Fixture Lab Analog

Lab Analog for Fixture Level Impression

Select between Fixture Diameter (Ø 3.5 / Ø 4.0 and above)



Mini
DØ3.75



FLARR350

R/W
DØ4.25

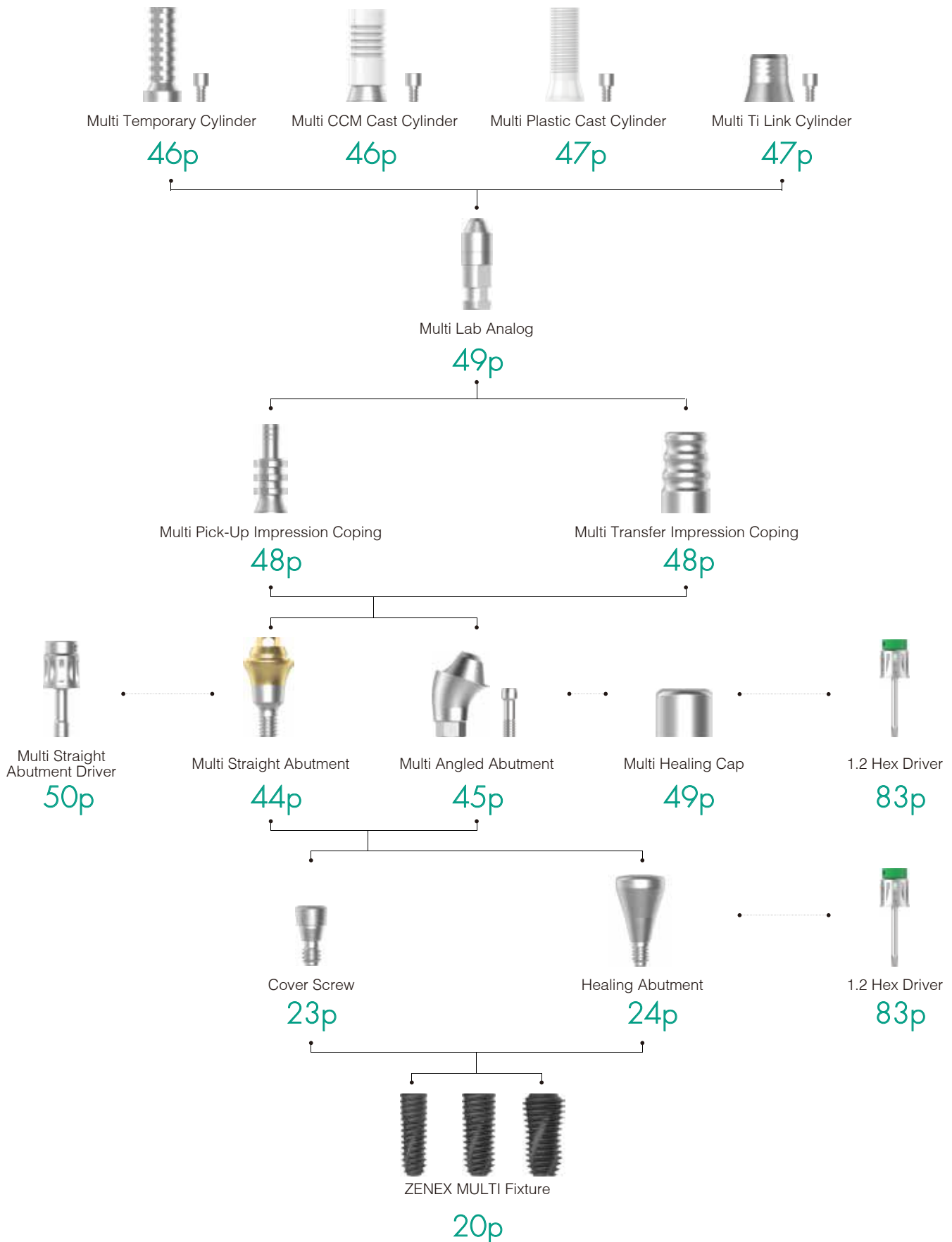


FLARR400

IZEN

I M P L A N T

Prosthetic Flow Chart II

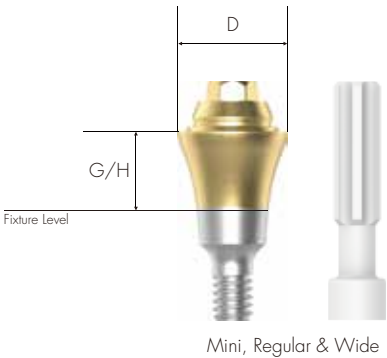


Multi Straight Abutment

Abutment for manufacturing screw-retained prosthesis in Multiple Case
Same platform as Multi Angled Abutment
Move into internal oral part by using exclusive Abutment Carrier (Code: MSACR48)



Tighten with exclusive driver (Code: MSADSR20)
Recommended tightening torque: 30Ncm

To order as a set as 'Abutment + Carrier'
: Product Code + S (ex: MSARR4815S)



Mini, Regular & Wide

M/R/W
DØ4.8

G/H (mm)	1.5	2.5	3.5	4.5
				
	MSARR4815	MSARR4825	MSARR4835	MSARR4845

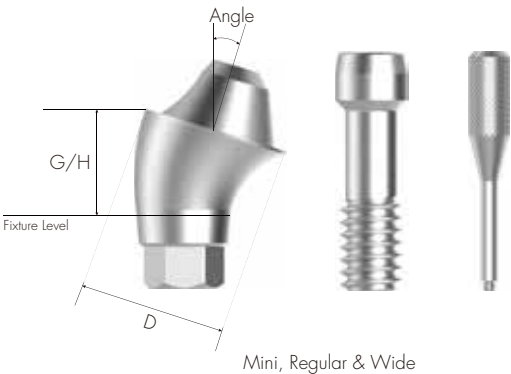
Multi Angled Abutment

Abutment for manufacturing screw-retained prosthesis in Multiple Case
Abutment of various angles (17°, 30°) for various angled of implant insertion path
Same platform as Multi Straight Abutment
Compensation of fixture placement angle up to 108°
Connect by using exclusive Abutment Carrier (Code: MAACRMC)

Tighten with 1.2 Hex Driver
Recommended tightening torque: 30Ncm
Multi Angled Abutment Screw (MAASRR20) included

To order as a set as 'Abutment + Screw + Carrier'

: Product Code + S (ex: MAARRH481725S)



045
ZENEX
MULTI

M/R/W DØ4.8	G/H (mm)	2.5	3.5	4.5
	Angle	17°		
	Hex	MAARRH481725	MAARRH481735	MAARRH481745
	Non-Hex	MAARRN481725	MAARRN481735	MAARRN481745

M/R/W DØ4.8	G/H (mm)	3.5	4.5
	Angle	30°	
	Hex	MAARRH483035	MAARRH483045
	Non-Hex	MAARRN483035	MAARRN483045

Multi Temporary Cylinder

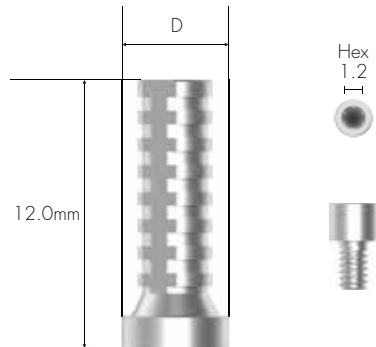
Multi Cylinder for making Combination-retained prosthesis from Multi Abutment
For manufacturing Screw-retained temporary Abutment

Tighten with 1.2 Hex Driver

Recommended tightening torque: 20Ncm

Multi Cylinder Screw (MTCSR23) included

To order as a set as 'Cylinder + Multi Cylinder Screw'
: Product Code + S (ex: MTCSRN48S)



DØ4.8

MTCSRN48

046 ZENEX
MULTI

Multi CCM Cast Cylinder

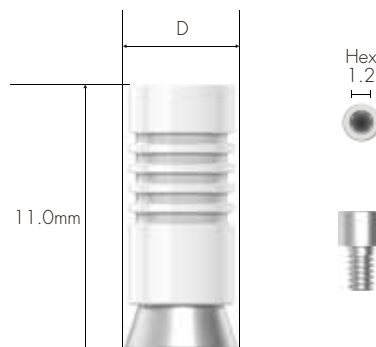
Multi Cylinder for making Screw-retained prosthesis from Multi Abutment
Casting with non-precious alloy for manufacturing customized prosthesis
Melting point of CCM : 1,400 ~ 1,550°C

Tighten with 1.2 Hex Driver

Recommended tightening torque: 20Ncm

Multi Cylinder Screw (MTCSR23) included

To order as a set as 'Cylinder + Multi Cylinder Screw'
: Product Code + S (ex: MCCCCSRN48S)



DØ4.8

MCCCCSRN48

Multi Plastic Cast Cylinder

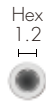
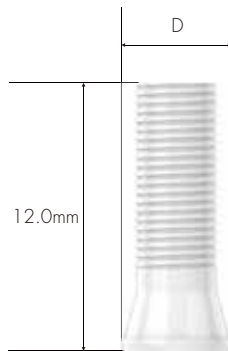
Multi Cylinder for making Screw-retained prosthesis from Multi Abutment

Tighten with 1.2 Hex Driver

Recommended tightening torque: 20Ncm

Multi Cylinder Screw (MTCSR23) included

To order as a set as 'Cylinder + Multi Cylinder Screw'
: Product Code + S (ex: MPCCSRN48S)



DØ5.0

MPCCSRN48

047
ZENEX
MULTI

Multi Ti Link Cylinder

Multi Cylinder for making Combination-retained prosthesis from Multi Abutment

Use when producing Customized Abutment (Titanium & Zirconia) and Crown by CAD/CAM equipment

Use exclusive implant library of ZENEX MULTI Implant System

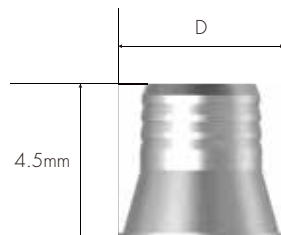
Abutment Level Impression

Tighten with 1.2 Hex Driver

Recommended tightening torque: 20Ncm

Multi Cylinder Screw (MTCSR23) included

To order as a set as 'Cylinder + Multi Cylinder Screw'
: Product Code + S (ex: MTLCSRN48S)



DØ4.8

MTLCSRN48

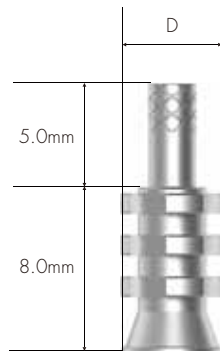
Multi Pick-Up Impression Coping

Components for taking Abutment Level impression for Multi Abutment
Open Tray Type

Tighten with 1.2 Hex Driver by hand

Multi Pick-up Impression Coping Guide Pin (MPICSRGP) included

To order as a set as 'Impression Coping body + Guide Pin'
: Product Code + S (ex: MPICSR48S)



DØ4.8

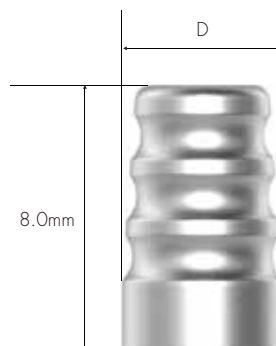
MPICSR48

048 ZENEX
MULTI

Multi Transfer Impression Coping

Components for taking Abutment Level impression for Multi Abutment
Closed Tray Type

Tighten with 1.2 Hex Driver by hand



DØ4.8

MTICSR48

Multi Lab Analog

Lab Analog for Multi Abutment



MLASR48

049
ZENEX
MULTI

Multi Healing Cap

Protect Cap for Multi Abutment

Tighten with 1.2 Hex Driver by hand



DØ4.8

MHCSR48

Multi ScanBody

ScanBody for Multi Abutment

ScanBody for manufacturing customized Titanium abutment
Use for Oral scan (Model scan available as well)

Tighten with 1.2 Hex Driver by hand

To order as a set as 'ScanBody + ScanBody Screw'
: Product Code + S (ex: MSBSR4809S)



MSBSR4809

050 ZENEX
MULTI

Multi Straight Abutment Driver

Torque driver for Multi Straight Abutment



MSADSR20

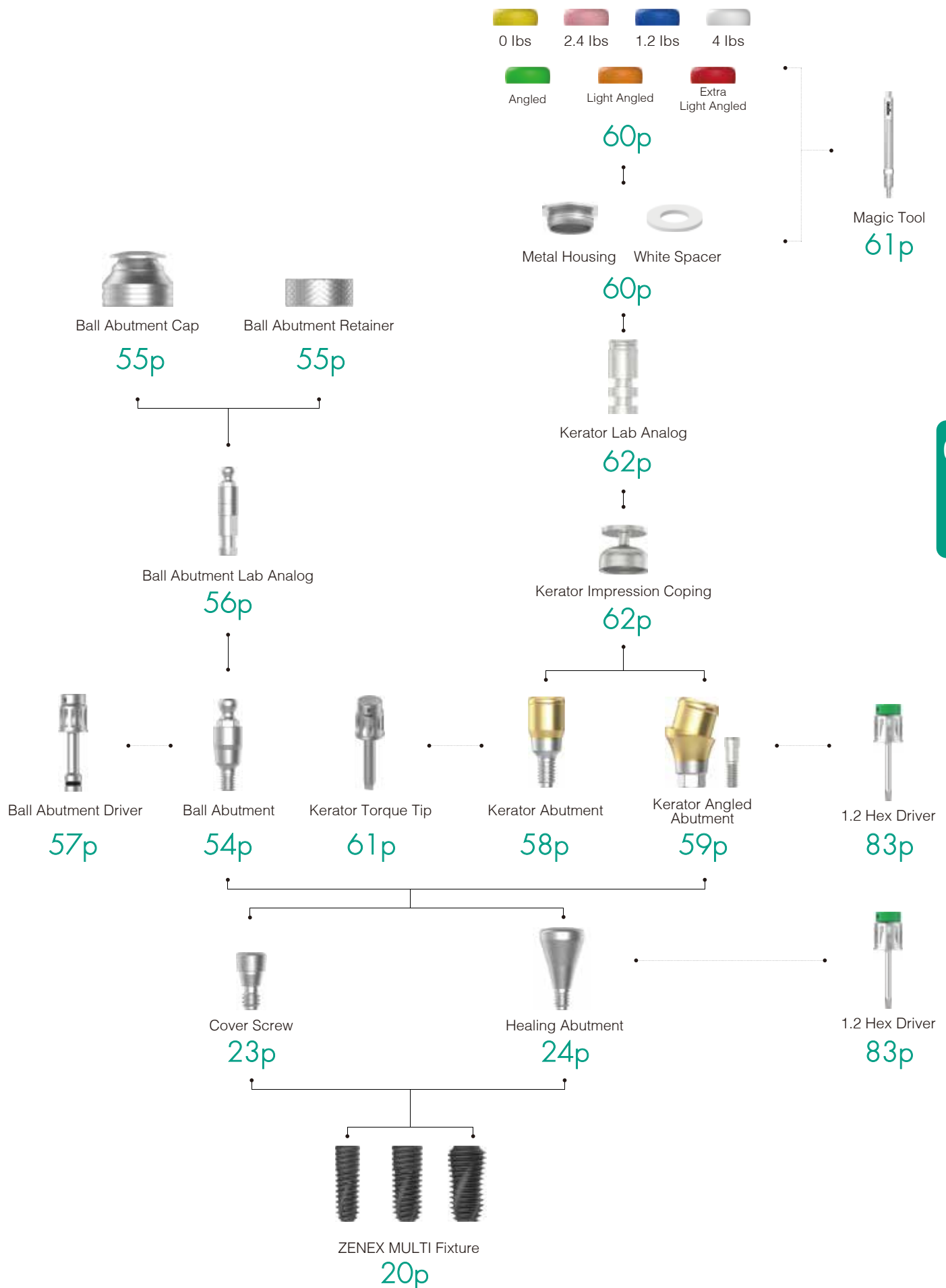
IZEN

I M P L A N T

IZEN

I M P L A N T

Prosthetic Flow Chart III

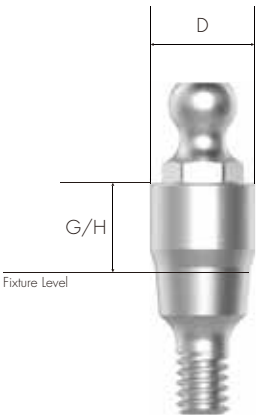


053 ZENEX MULTI

Ball Abutment

Abutment for overdenture using O-ring attachment
Compensation of mounting angle up to 20°

Tighten with exclusive Ball Abutment Driver (Code: BAD24)
Recommended tightening torque: 30Ncm



Mini, Regular & Wide

054 ZENEX
MULTI

G/H (mm)	1.0	2.0	3.0	4.0	5.0	6.0
M/R/W DØ3.5						
	BARR3510	BARR3520	BARR3530	BARR3540	BARR3550	BARR3560

Ball Abutment Cap Set

O-ring attachment for Ball Abutment

Replace O-ring on Ball Abutment Cap

Packing Unit: Ball Abutment Cap + Ball Abutment Lab O-ring



BASRCS

Ball Abutment Retainer Set

Use in case lack of vertical diameter comparing to Ball Abutment Retainer

Packing Unit: Ball Abutment Retainer + Ball Abutment Lab O-ring



BASRRS

Ball Abutment O-ring Set

O-ring set
Packing Unit: Ball Abutment O-ring 5 EA



BASROS

Ball Abutment Lab Analog

Lab Analog for Ball Abutment



BAALA

Ball Abutment Driver

Torque driver for Ball Abutment



BAD24

Kerator Abutment

Compensation of fixture placement angle up to 40°
1.5mm lower vertical dimension
Composition of multiple attachments with stable retention

Connect with exclusive driver
Recommended tightening torque: 30Ncm



Mini, Regular & Wide

058 ZENEX
MULTI

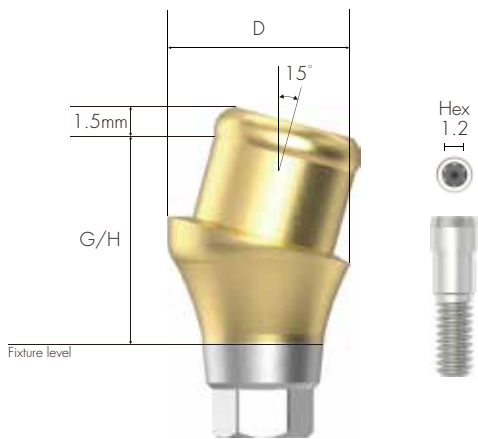
M/R/W
DØ3.7

G/H (mm)	1.0	2.0	3.0	4.0	5.0	6.0
						
	AR401	AR402	AR403	AR404	AR405	AR406

Kerator Angled Abutment

1.5mm lower vertical dimension
Composition of multiple attachments with stable retention

Connect with 1.2 Hex driver
Recommended tightening torque: 30Ncm



Mini, Regular & Wide

M/R/W
DØ3.7

G/H (mm) 1.5 3.0



AR4AN1.5



AR4AN3.0

Kerator CDPH Set

Composition: White spacer / denture cap connected black processing male & Replacement male (Red, Blue & Pink)
Select replacement male of adequate retention to use according to cases
Replace replacement male by using Kerator Magic tool



CDPH SET

060 ZENEX
09 MULTI

Kerator Male Cap

Retention power of KERATOR male cap is down (up to 20%) and red cap(angle) is included in the male package
Colors of cap determine retention power and it minimizes Denture Repair even there is any continuous bone loss



Kerator Magic Tool

Use to connect and remove replacement male on denture cap.
As separated into two pieces, it is easy to maintenance



KMT002

Kerator Torque Tip

Torque driver for Kerator Abutment

Round Type



KMD719

Kerator Impression Coping

Pick-Up Impression Coping for Kerator abutment
Closed Tray Type



DKI4845

062 ZENEX
MULTI

Kerator Lab Analog

Lab Analog for Kerator Abutment



DKA3854

IZEN

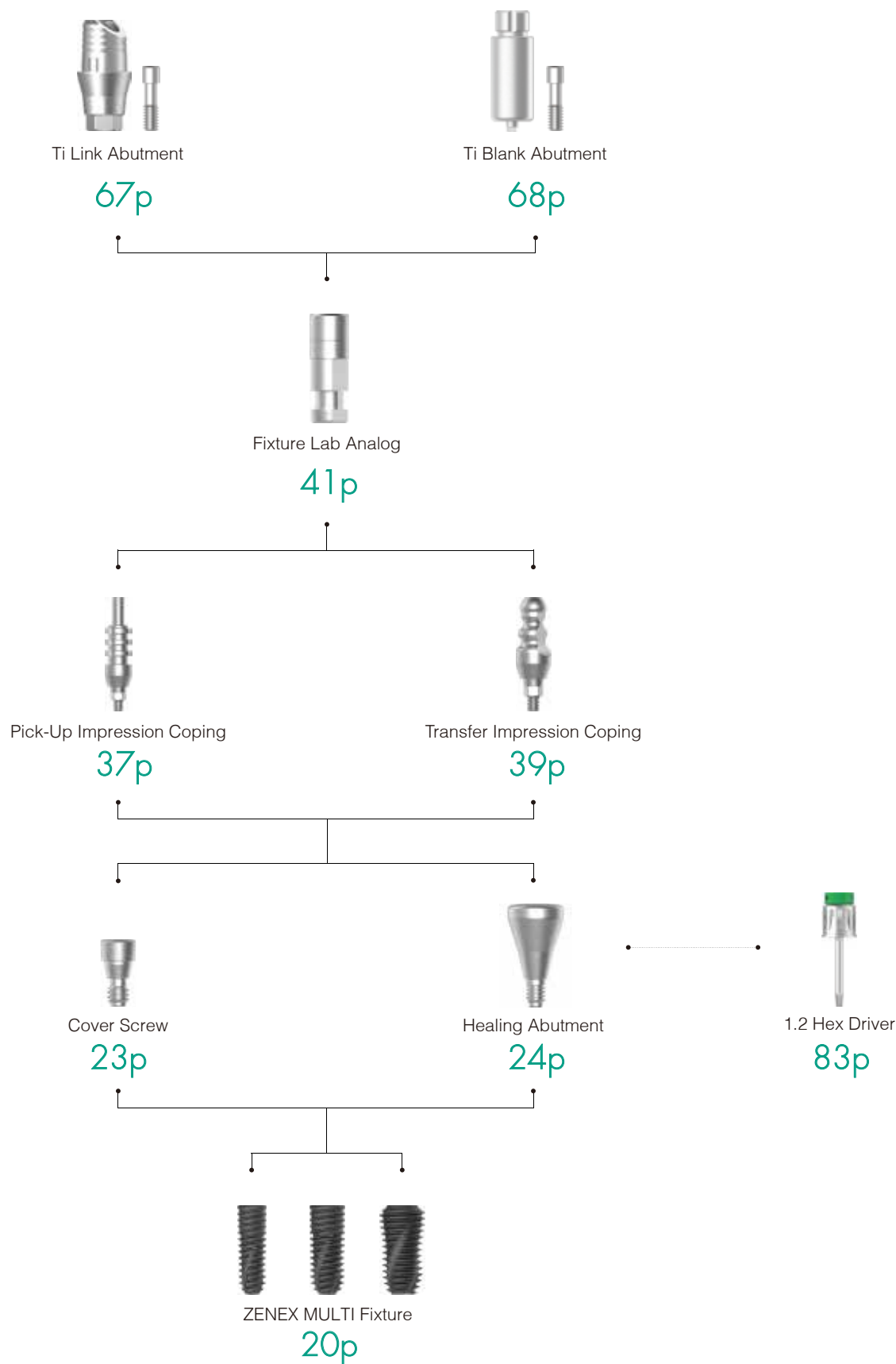
I M P L A N T

063
ZENEX
MULTI

IZEN

I M P L A N T

Prosthetic Flow Chart IV




ScanBody

ScanBody for manufacturing customized Titanium abutment
Use for Oral scan (Model scan available as well)

Tighten with 1.2 Hex Driver by hand

To order as a set as 'ScanBody + ScanBody Screw'
: Product Code + S (ex: RSBR4310S)



M/R/W
DØ4.3

L : 10mm



RSBR4310

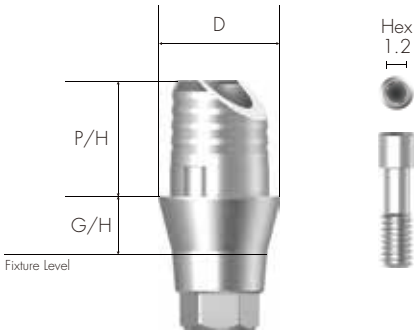


Ti Link Abutment

Abutment for manufacturing Cement/Combination-retained type prosthesis
For manufacturing custom abutment (Titanium & Zirconia) and crown by CAD/CAM equipment
Select specification fits for fixture Connection
Use exclusive library for ZENEX MULTI Implant system
Fixture Level Impression

Tighten with 1.2 Hex Driver
Recommended tightening torque: 30Ncm





Toorder as a set as 'Abutment + Screw'
: Product Code + S (ex: TLARRH4010S)



Mini, Regular & Wide

067 ZENEX MULTI

M/R/W
DØ4.0

G/H (mm)	1.0		2.0	
P/H (mm)	3.8			
				
	Hex	Non-Hex	Hex	Non-Hex
	TLARRH4010	TLARRN4010	TLARRH4020	TLARRN4020

Ti Blank Abutment

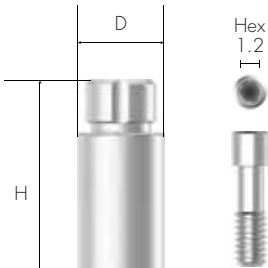
Manufacturing customized abutment with milling machine
Select specification fits for fixture Connection
Digital Impression

Tighten with 1.2 Hex Driver

Recommended tightening torque: 30Ncm

Product line-up applied for various milling machine brands
(Milling machine manufacturer: Doowon, Manix, Vatech, RND)

To order as a set as 'Abutment + Screw'
: Product Code + S (ex: TBARRH10A**S**)



Mini, Regular & Wide

For Arum
M/R/W
DØ10



For Manix
M/R/W
DØ10



IZEN

I M P L A N T